

MEN'S APPAREL SIZE CHART

EURO SIZE	40	42	44	46	48	50	52	54	56	58	60	62	64	66	68
INT. SIZE	XXS		XS	S	M	L		XL		XXL	3XL		4XL	5XL	6XL
U.S. SIZE	30	32	34	36	38	40	42	44	46	48	50	52	54	56	56
U.S. PANT SIZE	24	26	28	30	32	34	36	38	40	42	44	46	48	50	50

A. CHEST CM	78-82	82-86	86-90	90-94	94-98	98-102	102-106	106-110	110-114	114-118	118-122	122-126	126-130	130-134	134-138
B. WAIST CM	64-68	68-72	72-76	76-80	80-84	84-88	88-92	92-96	96-100	100-104	104-108	108-112	112-116	116-120	120-124
C. HIP CM	79-83	83-87	87-91	91-95	95-99	99-103	103-107	107-111	111-115	115-119	119-123	123-127	127-131	131-136	136-140
D. THIGH CM	48-49	50-51	52-53	54-55	56-57	58-59	60-61	62-63	64-65	66-67	68-69	70-71	72-73	74-75	76-77
E. INSEAM CM	71-72	73-74	75-76	77-78	79-80	81-82	83-84	85-86	87-88	89-90	89-90	91-92	91-92	91-92	91-92
F. OUTER ARM CM	49-50	51-52	53-54	55-56	57-58	59-60	61-62	63-64	65-66	67-68	67-68	69-70	69-70	69-70	69-70
G. HEIGHT CM	150-156	157-163	164-167	168-171	172-175	176-179	180-183	184-187	188-191	192-195	192-195	196-199	196-199	196-199	196-199

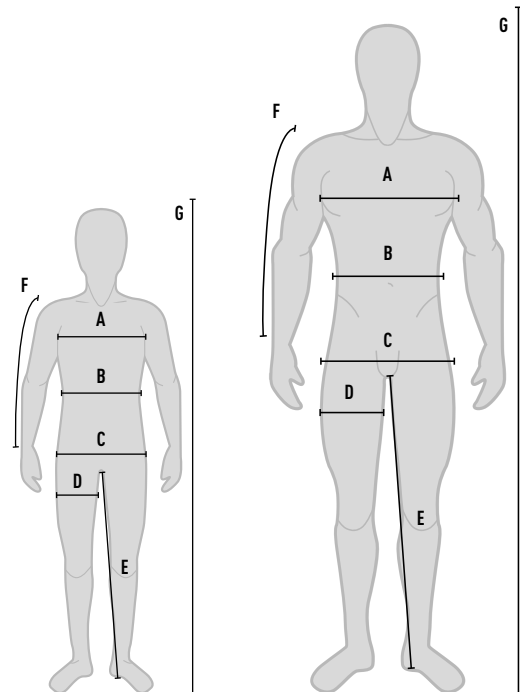
A. CHEST IN	30 ¼ - 32 ¼	32 ¼ - 33 ¾	33 ¾ - 35 ¾	35 ¾ - 37	37 - 38 ½	38 ½ - 40 ½	40 ½ - 41 ¾	41 ¾ - 43 ¾	43 ¾ - 44 ¾	44 ¾ - 46 ½	46 ½ - 48	48 - 49 ½	49 ½ - 51 ¼	51 ¼ - 53 ¾	53 ¾ - 54 ¾
B. WAIST IN	25 ¼ - 26 ¾	26 ¾ - 28 ¾	28 ¾ - 29 ¾	29 ¾ - 31 ½	31 ½ - 33 ¼	33 ¼ - 34 ¾	34 ¾ - 36 ¾	36 ¾ - 37 ¾	37 ¾ - 39 ¼	39 ¼ - 41	41 - 42 ½	42 ½ - 44 ¼	44 ¼ - 45 ¾	45 ¾ - 47 ¾	47 ¾ - 49 ¾
C. HIP IN	31 ½ - 32 ¾	32 ¾ - 34 ¼	34 ¼ - 35 ¾	35 ¾ - 37 ¾	37 ¾ - 39	39 - 40 ½	40 ½ - 42 ½	42 ½ - 43 ¾	43 ¾ - 45 ¼	45 ¼ - 46 ¾	46 ¾ - 48 ¾	48 ¾ - 50	50 - 51 ¼	51 ¼ - 54 ¼	54 ¼ - 55 ¾
D. THIGH IN	19 ¾ - 19 ¾	19 ¾ - 20 ¾	20 ¾ - 20 ¾	21 ¼ - 21 ¾	22 - 22 ½	22 ½ - 23 ¼	23 ¾ - 24	24 ¾ - 24 ¾	25 ¼ - 25 ¾	26 - 26 ¾	26 ¾ - 27 ¼	27 ½ - 28	28 ¾ - 28 ¾	29 ½ - 29 ¾	30 ¼ - 30 ¾
E. INSEAM IN	28 - 28 ¾	28 ¾ - 29 ¾	29 ¾ - 29 ¾	30 ¾ - 30 ¾	31 ¼ - 31 ¼	31 ¾ - 32 ¼	32 ¾ - 33 ¾	33 ¾ - 33 ¾	34 ¼ - 34 ¾	35 - 35 ¾	35 - 35 ¾	35 ¾ - 36 ¾	35 ¾ - 36 ¾	35 ¾ - 36 ¾	35 ¾ - 36 ¾
F. OUTER ARM IN	19 ¼ - 20 ¼	20 ¾ - 20 ¾	20 ¾ - 21 ¼	21 ¾ - 22	22 ½ - 22 ½	23 ¼ - 23 ¾	24 - 24 ¾	24 ¾ - 25 ¼	25 ¾ - 26	26 ¾ - 26 ¾	26 ¾ - 26 ¾	27 ¼ - 27 ½	27 ¼ - 27 ½	27 ¾ - 27 ¾	27 ¾ - 27 ¾
G. HEIGHT IN	4'11" - 5'1"	5'2" - 5'4"	5'4" - 5'5"	5'6" - 5'7"	5'7" - 5'8"	5'9" - 5'10"	5'11" - 6'	6' - 6'2"	6'2" - 6'3"	6'3" - 6'5"	6'3" - 6'5"	6'5" - 6'6"	6'5" - 6'6"	6'5" - 6'6"	6'5" - 6'6"

YOUTH APPAREL SIZE CHART

SIZE	120	130	140	150
U.S. SIZE	22	24	26	28
INT. SIZE	S	M	L	XL
YEARS	6	7-8	9-10	11-12

A. CHEST CM	60.5 - 65.5	65.5 - 70.5	70.5 - 75.5	75.5 - 80.5
B. WAIST CM	54 - 58	58 - 62	62 - 66	66 - 70
C. HIP CM	68 - 72	72 - 76	76 - 80	80 - 84
D. THIGH CM	40 - 42	42 - 44	44 - 46	46 - 48
E. INSEAM CM	51.1 - 56.5	56.5 - 61.5	61.5 - 66.5	66.5 - 71.5
F. ARM LENGTH CM	40 - 44	44 - 48	48 - 52	52 - 56
G. HEIGHT CM	120 - 130	130 - 140	140 - 150	150 - 160

A. CHEST IN	23 ¾ - 25 ¾	25 ¾ - 27 ¾	27 ¾ - 29 ¾	29 ¾ - 31 ¾
B. WAIST IN	21 ¼ - 22 ¾	22 ¾ - 24 ¾	24 ¾ - 26	26 - 27 ½
C. HIP IN	26 ¾ - 28	28 ¾ - 29	29 ¾ - 31 ½	31 ½ - 33 ¾
D. THIGH IN	15 ¾ - 16 ½	16 ½ - 17 ¾	17 ¾ - 18 ¾	18 ¾ - 18 ¾
E. INSEAM IN	20 ¾ - 22 ¼	22 ¼ - 24 ¼	24 ¼ - 26 ¾	26 ¾ - 28 ¾
F. ARM LENGTH IN	15 ¾ - 16 ¾	16 ¾ - 18 ¾	18 ¾ - 20 ¾	20 ¾ - 22
G. HEIGHT IN	47 ¼ - 51	51 ¼ - 55	55 ½ - 59	59 - 63



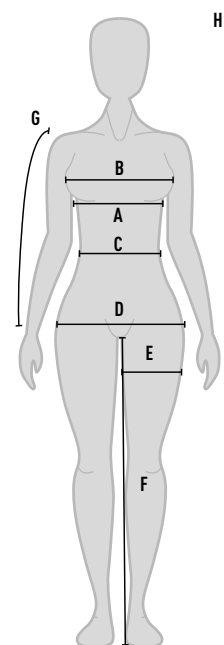
- **HOW TO MEASURE**
- A. Chest - Measure around the fullest part, under the armpits, keeping the tape horizontal.
- B. Waist - Measure around the natural waist line, inline with the navel, keeping the tape horizontal.
- C. Hip - Measure around the fullest part of your hips, about 20 cm below waist line, keeping the tape horizontal.
- D. Thigh - Measure around the thigh just below the crotch, keeping the tape horizontal.
- E. Inseam - Stand against a wall, ask someone else to measure from the crotch to the bottom of your leg.
- F. Arm Length - Measure from shoulder (Humerus) to wrist.
- G. Height - Stand against a wall, ask someone else to measure from the floor to the top of your head, keeping the tape vertical.

WOMEN'S APPAREL SIZE CHART

EURO SIZE	36	38	40	42	44	46	48	50	52	54
INT. SIZE	XXS		XS	S	M	L	XL	XXL		3XL
U.S. SIZE	0	2	4	6	8	10	12	14	16	18
U.S. PANT SIZE	22	24	26	28	30	32	34	36	38	40

A. CHEST CM	74-78	78-82	82-86	86-90	90-94	94-98	98-102	102-106	106-110	110-114
B. BUST CM	78-82	82-86	86-90	90-94	94-98	98-102	102-106	106-110	110-114	114-118
C. WAIST CM	58-62	62-66	66-70	70-74	74-78	78-82	82-86	86-90	90-94	94-98
D. HIP CM	82-86	86-90	90-94	94-98	98-102	102-106	106-110	110-114	114-118	118-122
E. THIGH CM	50-51	52-53	54-55	56-57	58-59	60-61	62-63	64-65	66-67	68-69
F. INNER LEG CM	72-73	74-75	76-77	78-79	80-81	82-83	84-85	84-85	86-87	86-87
F. OUTER ARM CM	50-51	52-53	54-55	56-57	58-59	60-61	62-63	62-63	64-65	64-65
H. HEIGHT CM	157-160	161-164	165-168	169-172	173-176	177-180	181-184	181-184	185-188	185-188

A. CHEST IN	29 1/2 - 30 1/2	30 3/4 - 32 1/4	32 1/2 - 33	33 3/4 - 35 1/2	35 3/4 - 37	37 - 38 3/4	38 3/4 - 40 1/2	40 1/2 - 41 3/4	41 3/4 - 43 1/4	43 1/2 - 44 1/2
B. BUST IN	30 3/4 - 32 1/4	32 1/4 - 33	33 3/4 - 35	35 3/4 - 37	37 - 38 3/4	38 3/4 - 40 1/2	40 1/2 - 41 3/4	41 3/4 - 43 1/4	43 1/4 - 44 1/2	44 1/2 - 46 1/2
C. WAIST IN	22 1/2 - 24 1/2	24 1/2 - 26	26 - 27 1/2	27 1/2 - 29 1/2	29 1/2 - 30 3/4	30 3/4 - 32 1/4	32 1/4 - 33	33 3/4 - 35 3/4	35 3/4 - 37	37 - 38 3/4
D. HIP IN	32 1/4 - 33 3/4	33 3/4 - 35 3/4	35 3/4 - 37	37 - 38 3/4	38 3/4 - 40	40 1/2 - 41 3/4	41 3/4 - 43 1/4	43 1/4 - 44 1/2	44 1/2 - 46 1/2	46 1/2 - 48
E. THIGH IN	19 1/2 - 20 1/2	20 1/2 - 20 3/4	21 1/4 - 21 1/2	22 - 22 1/2	22 1/2 - 23 1/4	23 1/2 - 24	24 1/2 - 24 3/4	25 1/4 - 25 1/2	26 - 26 1/2	26 3/4 - 27 1/2
F. INNER LEG IN	28 3/4 - 28 3/4	29 1/4 - 29 1/2	29 1/2 - 30 1/4	30 1/4 - 31	31 1/2 - 31 1/2	32 1/4 - 32 1/2	33 1/4 - 33 1/2	33 3/4 - 33 3/4	33 3/4 - 34 1/4	33 3/4 - 34 1/4
G. OUTER ARM IN	19 1/2 - 20 1/2	20 1/2 - 20 3/4	21 1/4 - 21 1/2	22 - 22 1/2	22 1/2 - 23 1/4	23 3/4 - 24	24 1/2 - 24 3/4	24 3/4 - 24 3/4	25 1/4 - 25 1/2	25 1/2 - 25 3/4
H. HEIGHT IN	5'2" - 5'3"	5'4" - 5'5"	5'5" - 5'6"	5'7" - 5'8"	5'8" - 5'9"	5'10" - 5'11"	5'11" - 6'	5'11" - 6'	6'1" - 6'2"	6'1" - 6'2"



HOW TO MEASURE

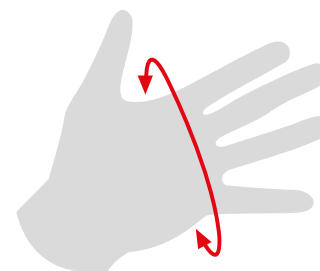
- A. Chest - Measure around the fullest part, under the armpits, keeping the tape horizontal.
- B. Bust - Measure around the fullest part of the bust, keeping the tape horizontal.
- C. Waist - Measure around the natural waist line, inline with the navel, keeping the tape horizontal.

- D. Hip - Measure around the fullest part of your hips, about 20cm below waist line, keeping the tape horizontal.
- E. Thigh - Measure around the thigh just below the crotch, keeping the tape horizontal.
- F. Inseam - Stand against a wall, ask someone else to measure from the crotch to the bottom of your leg.
- G. Arm Length - Measure from shoulder (Humerus) to wrist.
- H. Height - Stand against a wall, ask someone else to measure from the floor to the top of your head, keeping the tape vertical.

GLOVES SIZE CHART

INTERNATIONAL SIZE	XS	S	M	L	XL	XXL	3XL
MEN'S HAND MEASUREMENT CM		17.8 - 20.3	20.3 - 21.6	21.6 - 22.9	22.9 - 24.1	24.1 - 25.4	25.4 - 27.9
WOMEN'S HAND MEASUREMENT CM	16.5 - 17.8	17.8 - 19	19 - 20.3	20.3 - 21.6	21.6 - 22.9		

INTERNATIONAL SIZE	XS	S	M	L	XL	XXL	3XL
MEN'S HAND MEASUREMENT (INCHES)		7 1/2 - 8	8 - 8 1/2	8 1/2 - 9	9 - 9 1/2	9 1/2 - 10	10 - 11
WOMEN'S HAND MEASUREMENT (INCHES)	6 1/2 - 7	7 - 7 1/2	7 1/2 - 8	8 - 8 1/2	8 1/2 - 9		



HOW TO MEASURE
HAND CIRCUMFERENCE
WITHOUT THUMB